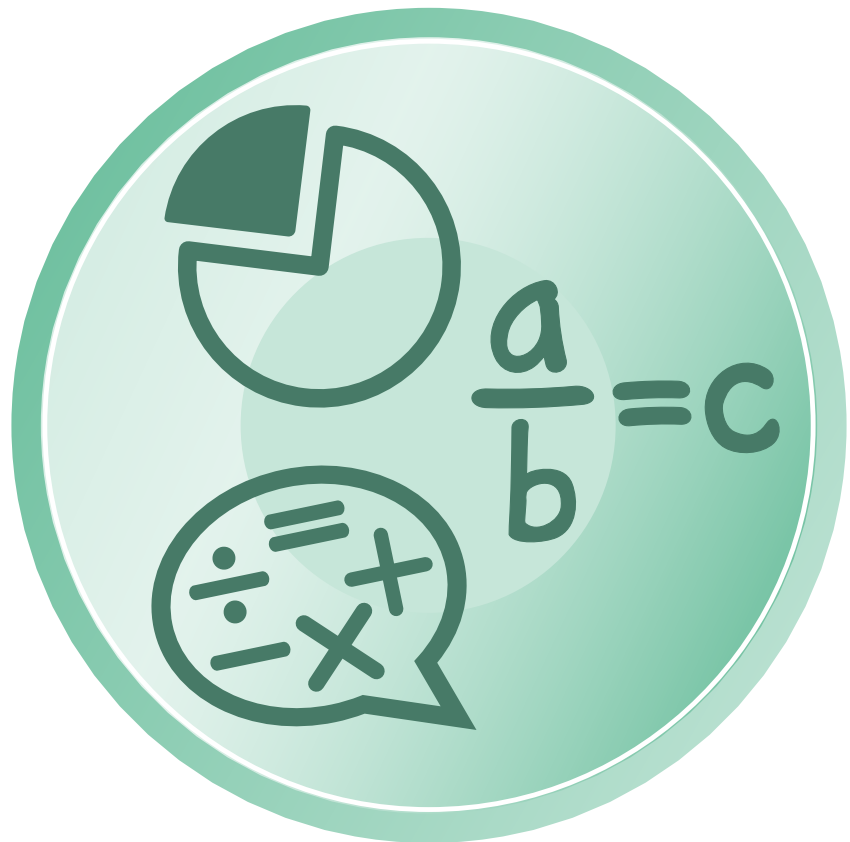




California Assessment of Student  
Performance and Progress

# California Alternate Assessment Practice Test Scoring Guide



## Mathematics Grade Eleven

---

# California Alternate Assessment Practice Test Scoring Guide: Mathematics—Grade Eleven

## Table of Contents

<b>Introduction to Practice Test Scoring Guide</b> .....	<b>1</b>
Example of Item Metadata .....	2
<b>Grade Eleven Mathematics Practice Test Items</b> .....	<b>3</b>

# Introduction to Practice Test Scoring Guide

The California Alternate Assessment (CAA) for Mathematics Practice Test Scoring Guide offers details about the test questions, student response types, correct responses, and related scoring considerations for the included samples of practice items. The Practice Test gives students, parents and families, teachers, administrators, and others an opportunity to become familiar with the types of test questions on the CAA for Mathematics. When students know what to expect on the test, they will be better prepared to demonstrate their proficiency in the alternate achievement standards called Core Content Connectors assessed at grade eleven. The practice test items are representative of the item types included in the CAA for Mathematics.

This scoring guide should be used alongside the online practice tests, which can be accessed at <https://www.caaspp.org/practice-and-training/index.html>.

The following information is presented in a metadata table for each item on the Practice Test.

**Item:** This is the number that corresponds to the test question as it appears in the Practice Test.

**Key:** This represents the correct answer(s) to the item and includes the score point value for the item and its parts. Items are worth either one or two points. For some technology-enhanced items, there is also a picture showing the correct answer(s).

**Category:** This references the broad content area that contains related targets and standards.

**Connector:** This references the alternate achievement standard linked to a Common Core State Standard (CCSS).

**Tier:** This references the level of cognitive complexity of an item. Tier levels are 1, 2, and 3.

### Example of Item Metadata

Item	Key	Category	Connector	Tier
1	A (1 point)	Algebra: Creating Equations	H.PRF.2b2 Solve equations with one or two variables using equations or graphs.	1

## Grade Eleven Mathematics Practice Test Items

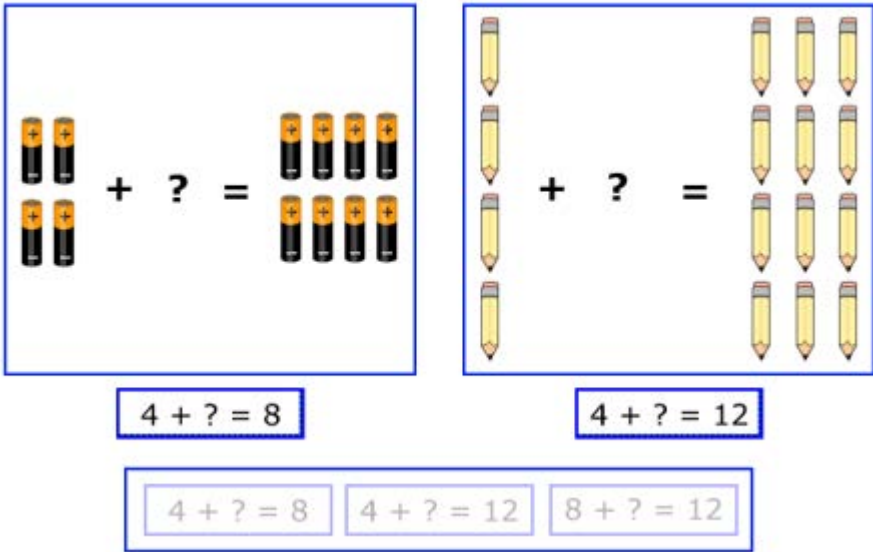
Item	Key	Category	Connector	Tier
1	B (1 point)	Number and Quantity: The Real Number System	HS.NO.1a1 Simplify expressions that include exponents.	1
2	B (1 point)	Statistics and Probability: Interpreting Categorical and Quantitative Data	H.DPS.1c1 Use descriptive stats; range, median, mode, mean, outliers/gaps to describe data set.	2
3	A (1 point)	Algebra: Creating Equations	H.PRF.2b2 Solve equations with one or two variables using equations or graphs.	3
4	<b>Part A:</b> C (1 point) <b>Part B:</b> C (1 point)	Functions: Interpreting Functions	H.PRF. 2c1 Make predictions based on a given model (for example, a weather model, data for athletes over years).	2
5	<b>First box:</b> White <b>Second box:</b> Pink (2 points) The student matches the two correct responses. (1 point) The student matches one of the correct responses, but not both.	Statistics and Probability: Interpreting Categorical and Quantitative Data	H.DPS.1b1 Complete a graph given the data, using dot plots, histograms, or box plots.	2
6	<b>Part A:</b> 60 (1 point) <b>Part B:</b> C (1 point)	Number and Quantity: Quantities	H.ME.1a2 Solve real-world problems involving units of measurement.	3

Grade Eleven Mathematics Practice Test Items

Item metadata table continuation showing item 7

Item	Key	Category	Connector	Tier
7	<p><b>First box:</b> The first image, which shows the equation <math>4 + ? = 8</math></p> <p><b>Second box:</b> The second image, which shows the equation <math>4 + ? = 12</math></p> <p>(2 points) The student matches the two correct responses.</p> <p>(1 point) The student matches one of the correct responses, but not both.</p>	Algebra: Creating Equations	H.PRF.2b1 Translate a real-world problem into a one-variable linear equation.	1

Screen capture of item 7 key:



4 + ? = 8      4 + ? = 12

4 + ? = 8    4 + ? = 12    8 + ? = 12

Item metadata table continuation showing item 8

Item	Key	Category	Connector	Tier
8	A (1 point)	Geometry: Similarity, Right Triangles, and Trigonometry	H.GM.1b1 Use definitions to demonstrate congruency and similarity in figures.	1

Item metadata table continuation showing items 9–14

Item	Key	Category	Connector	Tier
9	<b>Part A:</b> B (1 point) <b>Part B:</b> C (1 point)	Number and Quantity: Quantities	H.ME.1a2 Solve real-world problems involving units of measurement.	2
10	6 (1 point)	Statistics and Probability: Interpreting Categorical and Quantitative Data	H.DPS.1c1 Use descriptive stats; range, median, mode, mean, outliers/gaps to describe data set.	2
11	The second image, which shows an array of 4 rows of circles with 4 circles in each row (1 point)	Number and Quantity: The Real Number System	HS.NO.1a1 Simplify expressions that include exponents.	2
12	March: 150 May: 100 (2 points) The student selects the two correct responses. (1 point) The student selects one of the correct responses, but not both.	Statistics and Probability: Interpreting Categorical and Quantitative Data	H.DPS.1b1 Complete a graph given the data, using dot plots, histograms, or box plots.	3
13	125 (1 point)	Number and Quantity: The Real Number System	HS.NO.1a1 Simplify expressions that include exponents.	3
14	<b>Part A:</b> A (1 point) <b>Part B:</b> 16 (1 point)	Algebra: Creating Equations	H.ME.1b2 Solve a linear equation to find a missing attribute given the area, surface area, or volume and the other attribute.	2

Grade Eleven Mathematics Practice Test Items

Item metadata table continuation showing items 15–19

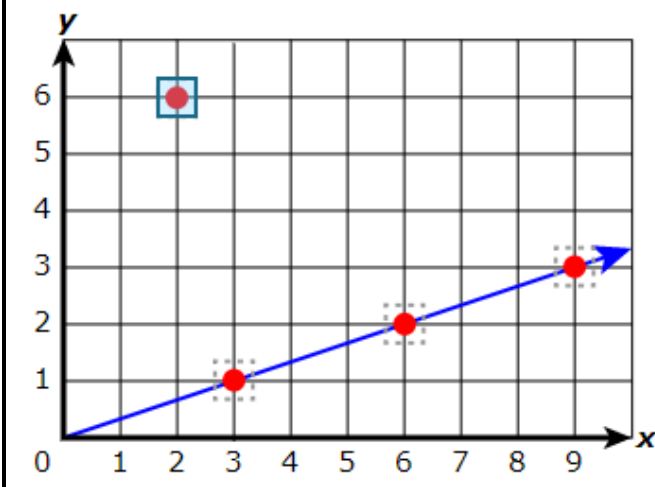
Item	Key	Category	Connector	Tier
15	60 (1 point)	Functions: Interpreting Functions	H.PRF.1c1 Select the appropriate graphical representation of a linear model based on real-world events.	3
16	<b>First box (left):</b> Number of Pets <b>Second box (bottom):</b> Type of Pet (2 points) The student matches the two correct responses. (1 point) The student matches one of the correct responses, but not both.	Statistics and Probability: Interpreting Categorical and Quantitative Data	H.DPS.1b1 Complete a graph given the data, using dot plots, histograms, or box plots.	1
17	The second image, which shows the equation $3 + ? = 15$ The fourth image, which shows the equation $? + 3 = 15$ (2 points) The student selects the two correct responses. (1 point) The student selects one of the correct responses, but not both.	Algebra: Creating Equations	H.PRF.2b1 Translate a real-world problem into a one-variable linear equation.	1
18	B (1 point)	Geometry: Similarity, Right Triangles, and Trigonometry	H.GM.1b1 Use definitions to demonstrate congruency and similarity in figures.	2
19	<b>Part A:</b> B (1 point) <b>Part B:</b> A (1 point)	Functions: Interpreting Functions	H.PRF.1c1 Select the appropriate graphical representation of a linear model based on real-world events.	3



Item metadata table continuation showing items 20–24

Item	Key	Category	Connector	Tier
20	<b>Part A:</b> A (1 point) <b>Part B:</b> A (1 point)	Algebra: Creating Equations	H.ME.1b2 Solve a linear equation to find a missing attribute given the area, surface area, or volume and the other attribute.	1
21	C (1 point)	Number and Quantity: The Real Number System	HS.NO.1a1 Simplify expressions that include exponents.	2
22	12 (1 point)	Statistics and Probability: Interpreting Categorical and Quantitative Data	H.DPS.1c1 Use descriptive stats; range, median, mode, mean, outliers/gaps to describe data set.	3
23	A (1 point)	Algebra: Creating Equations	H.PRF.2b2 Solve equations with one or two variables using equations or graphs.	2
24	The topmost box, which is located 6 spaces above the 2 on the x-axis (1 point)	Functions: Interpreting Functions	H.PRF.1c1 Select the appropriate graphical representation of a linear model based on real-world events.	1

Screen capture of item 24 key:



## Grade Eleven Mathematics Practice Test Items

Item metadata table continuation showing item 25

Item	Key	Category	Connector	Tier
25	A (1 point)	Algebra: Creating Equations	H.PRF.2b2 Solve equations with one or two variables using equations or graphs.	1