



# **2019–20 California Alternate Assessment for Science**

## **PRACTICE TEST**

### **Directions for Administration High School Earth and Space Sciences**

#### **Effects of Water**

# Table of Contents

<b>About the Practice Test Directions for Administration .....</b>	<b>1</b>
Additional Information .....	1
Using the Directions for Administration .....	2
Alternative Text for a Student with Visual Impairment.....	2
Entering Student Responses .....	3
Videos .....	3
<b>Student Engagement and PT Completion .....</b>	<b>4</b>
Selecting the No Response Option .....	4
<b>Individualization .....</b>	<b>6</b>
<b>Preparation for the Orienting Activity.....</b>	<b>7</b>
Orienting Activity—Effects of Water .....	7
<b>Test Administration Scripts for the Embedded Performance Task .....</b>	<b>8</b>
Script for Orienting Activity—Effects of Water .....	8
Scripts for the Test Questions .....	10
<b>Appendix A: Summary of Materials .....</b>	<b>13</b>

## PRACTICE TEST

Effects of Water, High School, Earth and Space Sciences  
Directions for Administration

---

# About the Practice Test Directions for Administration

The California Alternate Assessment (CAA) for Science *Directions for Administration (DFA)* contains information needed by test examiners to prepare for and administer one practice embedded performance task (PT). This *DFA* contains specific information about this PT, including

- student engagement and student response;
- the concept of individualization;
- one orienting activity and graphics for the orienting activity, if needed;
- the associated script for the online test questions, and
- a complete list of materials needed for the administration of the performance task and suggestions for individualization, if needed.

## Additional Information




- [How to Start a Practice Test Session for the CAAs](http://www.caaspp.org/rsc/pdfs/CAA.Assessment-Practice-QRG.pdf) web document:  
<http://www.caaspp.org/rsc/pdfs/CAA.Assessment-Practice-QRG.pdf>
- [California Alternate Assessments](http://www.caaspp.org/administration/about/caa/) web page—  
<http://www.caaspp.org/administration/about/caa/>
- *CAA Practice Test Scoring Guide—High School—Earth and Space Sciences—Effects of Water (PDF)*
  - <http://www.caaspp.org/rsc/pdfs/CAA--Practice-Test-Scoring-Guide--High-School-Earth-and-Space-Sciences--Effects-of-Water.2019-20.pdf>

## PRACTICE TEST

Effects of Water, High School, Earth and Space Sciences  
Directions for Administration

### Using the Directions for Administration

This *DFA* contains the script for administration of this CAA for Science embedded PT. Keyword instructions for test examiners will be as follows:

Instruction in the <i>DFA</i>	How the Test Examiner Should Proceed
<b>SAY</b>	 <p>The test examiner reads the material out loud to the student.</p>
<b>POINT TO</b> the flowers.	 <p>The test examiner points to the information on the screen.</p>
<b>READ</b> each option and <b>POINT TO</b> or <b>POINT TO</b> and <b>SAY</b>	 <p>What is the total number of flowers? The test examiner reads <i>each option</i> on the screen out loud while pointing to the graphics or text on the screen.</p>
<b>DO</b>	<p>The test examiner performs an action. Actions are listed as bullet points.</p>

### Alternative Text for a Student with Visual Impairment

Within the *DFA* is a column that provides *Alternative Text for a Student with Visual Impairment*. The alternative text in this column should be used to describe images for a student who is not able to fully access the images or videos used in the assessment.

The alternative text is intended to be a supplement to the administration script and should not be used in place of the administration script. Where the administration script prompts a test examiner to “POINT TO” an image, the test examiner would instead read the relevant alternative text to the student. The alternative text can be repeated based

## PRACTICE TEST

Effects of Water, High School, Earth and Space Sciences  
Directions for Administration

---

on a student's need or request. The alternative text should be read exactly as it is written in the *DFA*, without clarification or rephrasing.

### Entering Student Responses

The CAAs are designed for one-on-one administration between a student and a test examiner familiar with the student. When able, a student should enter responses directly into the testing device. In some cases, the test examiner may select the responses indicated by the student through alternate communication modes such as gestures, eye gaze, or alternative communication devices. In all cases, responses must come from the student and not from the test examiner. **Hand-over-hand or other physical prompting by the test examiner is *not* permitted.**

### Videos

Videos are sometimes used to provide demonstrations of scientific phenomena in the CAA for Science. **These videos do not contain audio.** Some videos contain text the test examiner must read to the student.

Videos may be paused or replayed as many times as needed. A student or test examiner may change the playback speed (i.e., 0.5X, 1X, 1.5X, and 1.75X) on the progress bar as necessary to ensure the student is able to process the content.

## PRACTICE TEST

Effects of Water, High School, Earth and Space Sciences  
Directions for Administration

---

### Student Engagement and PT Completion

Establishing and maintaining student engagement is important to the successful administration of the CAA for Science. The test examiner may pause testing if the student is no longer engaged, is not actively participating, or is showing signs of behavioral or functional concerns related to the test and resume testing at a later time as appropriate for the student. The test may be paused and resumed as many times as necessary to allow the student to perform well, including testing over multiple days. If a student does not regain productivity and engagement, even after allowing breaks over multiple days, a test examiner may decide that it is in the best interest of the student to stop administering the performance task. In this case, the test examiner may advance through the remaining test items and then submit the performance task.

A student should be administered as much content of each PT as possible. Take the time necessary to elicit the student's best performance on each test question. A student should use the mode(s) of communication used in daily instruction.

Take advantage of options for individualization if offered in this *DFA*, and remember that test examiners can always use accommodations and resources to best meet a student's individual needs, as documented in the student's individualized education program (IEP). Please note that *all items may be individualized* based upon the student's IEP.

### Selecting the No Response Option

Ultimately, the professional judgment of a test examiner who is familiar with the student will ensure each student gets the best opportunity possible to demonstrate what the student knows and can do. For cases where the student is presented with a question and does not respond, a new "No Response" option has been added for each test question and is found in the context menu (≡) in the upper right corner of the screen or by right-clicking anywhere on screen. Test examiners then select the "No Response" option and proceed to the next question.

## PRACTICE TEST

Effects of Water, High School, Earth and Space Sciences  
Directions for Administration

---

### Student Response Decision Matrix

Presented Test Question to Student?	Student Response	Test Examiner Action
Yes	Student provides no response	Select <b>no response option</b> from context menu
No	Student has become unresponsive and test examiner determines that it is best for the student to end the performance task.	Select <b>next</b> button to continue through to end of performance task and then select submit button.

## PRACTICE TEST

Effects of Water, High School, Earth and Space Sciences  
Directions for Administration

---

### Individualization

All items may be individualized based upon the student's IEP. This *DFA* provides test examiners with guidelines on how to individualize the orienting activities and designated items.

Like other standardized assessments, the CAA for Science should be administered to each student in a consistent manner according to the directions provided, with variations only as specified in each student's IEP. However, to maximize engagement for *all* students, the CAA for Science sometimes offers additional options for individualization in specific orienting activities and test questions.

**This *DFA* specifies additional individualization options.** Individualization based on the student's IEP is also permitted. As you prepare to administer this PT to a student, decide if individualization is appropriate. If so, gather the alternative materials before you start testing with the student. A student should carry out activities to the greatest extent possible, but if the student is unable to do so, the test examiner should manipulate the materials to conduct the activity. A summary of all materials that may be needed for this embedded PT can be found on page 13 in [appendix A](#).



## PRACTICE TEST

Effects of Water, High School, Earth and Space Sciences  
Directions for Administration

---

### Preparation for the Orienting Activity

The orienting activity readies the student for the actual test questions. The orienting activity introduces concepts covered in the embedded PT.

As the test examiner, you may substitute objects that are more familiar to the student for this activity.

Materials may be required to conduct the orienting activity. Gather the needed materials before you begin testing.

A summary of all materials that may be needed for this embedded PT can be found on page 13 in [appendix A](#).

### Orienting Activity —Effects of Water

The purpose of this activity is for the student to observe how water can move objects, as it does during erosion.

In this orienting activity, the student will observe a video showing water moving a boat downstream.

## PRACTICE TEST

Effects of Water, High School, Earth and Space Sciences  
Directions for Administration

# Test Administration Scripts for the Embedded Performance Task

**Log the student on to the test delivery system now**, before starting the orienting activity. If there is a video associated with this Orienting Activity, please play it for the student on the next screen. If there is not a video associated with this Orienting Activity, please be sure to administer this Orienting Activity before proceeding to the next screen.

Orienting activities sometimes make use of graphics or other manipulatives that are external to the test delivery system and sometimes use videos or graphics that are within the test delivery system. Be sure to have graphics and manipulatives ready before starting the test session. Refer to [appendix A](#) for a complete listing.

## Script for Orienting Activity—Effects of Water

Administration Script	Alternative Text for a Student with Visual Impairment
<p><b>DO:</b></p> <ul style="list-style-type: none"> <li>Show video.</li> </ul> <p>As the video plays <b>SAY:</b></p> <p><b>Look at the boat. Let’s think about what is moving the boat. The moving water can move other objects along the same path.</b></p>	<p><b>DESCRIBE:</b></p> <p><i>The video shows a boat being placed in a stream and moving down the stream.</i></p>

Optional Individualization	Alternative Text for a Student with Visual Impairment
<p><b>DO:</b></p> <ul style="list-style-type: none"> <li>Place a toy boat in a pan of water</li> <li>Tilt the pan so the boat moves</li> </ul> <p><b>SAY:</b></p> <p><b>See how the water is moving the boat.</b></p>	<p><b>DESCRIBE:</b></p> <p><i>I am placing a toy boat in a pan of water. I am raising one end of the pan.</i></p>

## PRACTICE TEST

Effects of Water, High School, Earth and Space Sciences  
Directions for Administration

---

*This concludes the Orienting Activity. Begin testing on the next screen.*

---

## PRACTICE TEST

Effects of Water, High School, Earth and Space Sciences  
Directions for Administration

---

### Scripts for the Test Questions

#### No. 2

Administration Script	Alternative Text for a Student with Visual Impairment
<p><b>POINT TO</b> the pictures and <b>SAY:</b>  <b>These pictures show underwater in a stream, and then the same place a month later.</b></p> <p><b>READ</b> the item and <b>POINT TO</b> each option as it is read.</p>	<p><b>DESCRIBE:</b>  <i>The picture shows underwater in a stream. There is a rock in the middle of the stream floor.</i></p> <p><i>The picture shows underwater in a stream. There is a rock on the right edge of the stream floor.</i></p>

#### No. 3

Administration Script	Alternative Text for a Student with Visual Impairment
<p><b>SAY:</b>  <b>Now we will watch a video.</b></p> <p><b>PLAY</b> the video and <b>READ</b> the script below.</p> <p><b>This shows what it looks like underwater.</b></p> <p><b>READ</b> the item and <b>POINT TO</b> each option as it is read.</p>	<p><b>DESCRIBE:</b>  <i>The video shows an underwater view of a stream. The flowing water is picking up the dirt and the pebbles.</i></p>

## PRACTICE TEST

Effects of Water, High School, Earth and Space Sciences  
Directions for Administration

---

### No. 4

Administration Script	Alternative Text for a Student with Visual Impairment
<p><b>POINT TO</b> the pictures and <b>SAY:</b>  <b>Water gets bigger when it freezes. This shows what happens when water gets in a crack in a rock and freezes.</b></p> <p><b>READ</b> the item and <b>POINT TO</b> each option as it is read.</p>	<p><b>DESCRIBE:</b></p> <p><i>The picture shows three versions of the same rock. The first version is a rock with a small crack in the middle, filled with water.</i></p> <p><i>The second version is the same rock. The crack is now wider and longer and the water has become ice.</i></p> <p><i>The third version shows that the crack has gone through the whole rock. The whole rock has split into two smaller rocks.</i></p>

### No. 5

Administration Script	Alternative Text for a Student with Visual Impairment
<p><b>POINT TO</b> the pictures and <b>SAY:</b>  <b>This shows a glacier moving over time.</b></p> <p><b>READ</b> the item and <b>POINT TO</b> each option as it is read.</p>	<p><b>DESCRIBE:</b></p> <p><i>The top picture shows a valley with a glacier halfway down the valley. In front of the glacier are rocks and trees.</i></p> <p><i>The bottom picture shows the same valley. The glacier has moved downhill and the trees and rocks are pushed by the glacier.</i></p>

## PRACTICE TEST

Effects of Water, High School, Earth and Space Sciences  
Directions for Administration

---

### No. 6

Administration Script	Alternative Text for a Student with Visual Impairment
<p><b>READ</b> the item, <b>POINT TO</b> the options, and <b>SAY</b>:</p> <p><b>Animals drink it.</b></p> <p><b>It makes waterfalls.</b></p> <p><b>It makes valleys.</b></p> <p><b>Ducks swim in it.</b></p> <p>If the student provides only one response (correctly or incorrectly),</p> <p><b>SAY:</b></p> <p><b>How else does water change the way Earth’s surface looks?</b></p>	<p><b>DESCRIBE:</b></p> <p><i>The picture shows two horses drinking water from a pond.</i></p> <p><i>The picture shows a waterfall.</i></p> <p><i>The picture shows a river running through a valley between two mountains.</i></p> <p><i>The picture shows ducks on a lake.</i></p>

---

*This concludes this practice embedded PT.*

---

## PRACTICE TEST

Effects of Water, High School, Earth and Space Sciences  
Directions for Administration

---

### Appendix A: Summary of Materials

This appendix contains a summary of the materials that may be used to individualize the orienting activities or certain test questions for a specific student. It may also contain a summary of the materials that are necessary for the administration of the orienting activities and certain test questions for all students. Please note that all items may be individualized based upon the student's IEP.

Student Interaction	DFA Page No.	Exemplar Materials	Optional Materials for Individualization
Orienting Activity— Effects of Water	8	Video	<ul style="list-style-type: none"> <li>• Toy boat</li> <li>• A pan of water</li> </ul>