

CALIFORNIA

Assessment of Student Performance and Progress

Interim Assessment User Guide

Smarter Balanced Interim Assessments for English
Language Arts/Literacy and Mathematics


- ◆ Interim Assessment Viewing System
 - ◆ Interim Assessment Administration
 - ◆ Interim Assessment Hand Scoring System
 - ◆ Interim Assessment Reporting System
-



Measuring the Power of Learning.™



California Assessment of
Student Performance and Progress



Part II

Interim Assessment Viewing System

Interim Assessment Viewing System

The Interim Assessment Viewing System contains all of the Smarter Balanced Interim Assessments. It is designed to allow teachers to see the interim assessments and understand the types of questions on the Interim Assessment Blocks (IABs) and the Interim Comprehensive Assessments (ICAs) and the scope of the content on an interim assessment. It allows teachers to better gauge when to administer a specific interim assessment. This tool is only available to users who have the Test Operations Management System (TOMS) credentials that allow administration of an interim assessment.

The Interim Assessment Viewing System provides read-only access to all interim assessments. To access the system, go to the California Assessment of Student Performance and Progress (CAASPP) Portal (<http://www.caaspp.org/>). Select the **[Smarter Balanced Interim Assessments]** button (Figure 2).

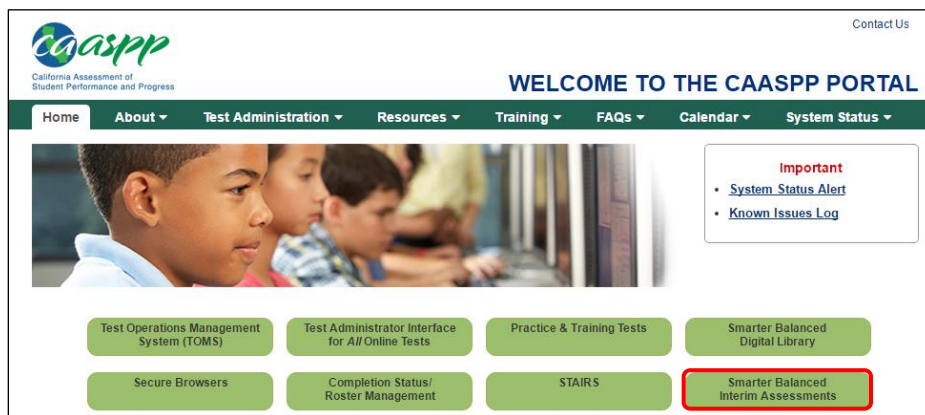


Figure 2. CAASPP Portal Web Site

From the Interim Assessment Administration Resources Web page, select the **[Interim Assessment Viewing System]** button (Figure 3).

Home About Test Administration TA Resources Training FAQs

Home > Test Administrator Resources

Interim Assessment Administration Resources

These resources support the Smarter Balanced Interim Assessments. Do not use the manual or scoring guide when administering the Smarter Balanced Summative Assessments.

- Interim Assessment Viewing System**
Select this button to access the interim assessments for professional development and/or training purposes.
- Test Operations Management System (TOMS)**
Select this button to view student test settings, including accommodations, before interim testing begins.
- Test Administrator Interface for All Online Tests**
Select this button to access the Test Administrator Interface that is used to access all CAASPP online assessments including the summative, interim, and alternate assessments.
- Completion Status/Roster Management**
Select this button to access the system that will allow you to see the completion status for students taking the interim assessments.
- Hand Scoring Training Guides and Exemplars**
Select this button to access the interim assessment hand scoring training guides and exemplars. Upon selecting this button, select the [Help] link in the top right corner and then the [Training] tab.
- Interim Assessment Hand Scoring System**
Select this button to access the system that will allow you to score student responses to interim assessment items that require handscoring.
- Administration and Registration Tools (ART)**
Select this button to set up user accounts for the Digital Library and the Interim Assessment Reporting System. (LEA CAASPP coordinator and site coordinator access only.)
- Interim Assessment Reporting System**
Select this button to access interim assessment student results.

Figure 3. **[Interim Assessment Viewing System]** Button

You will then be prompted to log in using your TOMS credentials. Once logged in to the viewing system, select a grade level from the drop-down menu, and then select the **[Next]** button on the *Choose a Test Grade* screen (Figure 4).

Choose a Test Grade

Please choose the appropriate grade level for your review.

Grade: Select Grade ▼

Next Step:
To view the available tests for the selected grade, choose **Next**. To log out, choose **Log Out**.

Next Log Out

Figure 4. *Choose a Test Grade* Screen

You will then see a page that lists all the available tests for the grade level you selected. Select the test of interest (Figure 5). Then follow the prompts until the first test item appears.

Available Tests

Choose the test you wish to review.

Smarter Balanced Interim Assessments

<div style="background-color: #e0f0e0; padding: 5px; margin-bottom: 5px; border: 1px solid #ccc;"> ➔ Start Grade 06 ELA Interim Test (ICA) <small>This is opportunity 1 of 3</small> </div> <div style="background-color: #e0f0e0; padding: 5px; margin-bottom: 5px; border: 1px solid #ccc;"> ➔ Start Grade 06 Math Interim Test (ICA) <small>This is opportunity 1 of 3</small> </div> <div style="background-color: #e0f0e0; padding: 5px; margin-bottom: 5px; border: 1px solid #ccc;"> ➔ Start Grade 06 ELA - Read Literary Texts (IAB) <small>This is opportunity 1 of 99</small> </div> <div style="background-color: #e0f0e0; padding: 5px; margin-bottom: 5px; border: 1px solid #ccc;"> ➔ Start Grade 06 ELA - Brief Writes (IAB) <small>This is opportunity 1 of 99</small> </div> <div style="background-color: #e0f0e0; padding: 5px; margin-bottom: 5px; border: 1px solid #ccc;"> ➔ Start Grade 06 ELA - Language and Vocabulary Use (IAB) <small>This is opportunity 1 of 99</small> </div> <div style="background-color: #e0f0e0; padding: 5px; margin-bottom: 5px; border: 1px solid #ccc;"> ➔ Start Grade 06 ELA - Listen/Interpret (IAB) <small>This is opportunity 1 of 99</small> </div> <div style="background-color: #e0f0e0; padding: 5px; margin-bottom: 5px; border: 1px solid #ccc;"> ➔ Start Grade 06 ELA Performance Task - Multivitamins (IAB) <small>This is opportunity 1 of 99</small> </div>	<div style="background-color: #e0f0e0; padding: 5px; margin-bottom: 5px; border: 1px solid #ccc;"> ➔ Start Grade 06 ELA Performance Task - Multivitamins (ICA) <small>This is opportunity 1 of 3</small> </div> <div style="background-color: #e0f0e0; padding: 5px; margin-bottom: 5px; border: 1px solid #ccc;"> ➔ Start Grade 06 Math Performance Task - Cell Phone Plan (ICA) <small>This is opportunity 1 of 3</small> </div> <div style="background-color: #e0f0e0; padding: 5px; margin-bottom: 5px; border: 1px solid #ccc;"> ➔ Start Grade 06 ELA - Read Informational Texts (IAB) <small>This is opportunity 1 of 99</small> </div> <div style="background-color: #e0f0e0; padding: 5px; margin-bottom: 5px; border: 1px solid #ccc;"> ➔ Start Grade 06 ELA - Revision (IAB) <small>This is opportunity 1 of 99</small> </div> <div style="background-color: #e0f0e0; padding: 5px; margin-bottom: 5px; border: 1px solid #ccc;"> ➔ Start Grade 06 ELA - Editing (IAB) <small>This is opportunity 1 of 99</small> </div> <div style="background-color: #e0f0e0; padding: 5px; margin-bottom: 5px; border: 1px solid #ccc;"> ➔ Start Grade 06 ELA - Research (IAB) <small>This is opportunity 1 of 99</small> </div> <div style="background-color: #e0f0e0; padding: 5px; margin-bottom: 5px; border: 1px solid #ccc;"> ➔ Start Grade 06 Math - Ratios and Proportional Relationships (IAB) <small>This is opportunity 1 of 99</small> </div>
---------------------------------------------------------------------------------------------------------------------------------------------------------------------------------------------------------------------------------------------------------------------------------------------------------------------------------------------------------------------------------------------------------------------------------------------------------------------------------------------------------------------------------------------------------------------------------------------------------------------------------------------------------------------------------------------------------------------------------------------------------------------------------------------------------------------------------------------------------------------------------------------------------------------------------------------------------------------------------------------------------------------------------------------------------------------------------------------------------------------------------------------------------------------------------------------------------------------------------------------------------------------------------------------------------------------------------------------------------------------------------------------------------------------------------------------------------------------------------------------------------------------------------------------------------------------------------------------------------------------------------------------------------------------------------------------------------------------------------------------------------------------------------------------------------------------------------------------------------------------------------------------------------------	--------------------------------------------------------------------------------------------------------------------------------------------------------------------------------------------------------------------------------------------------------------------------------------------------------------------------------------------------------------------------------------------------------------------------------------------------------------------------------------------------------------------------------------------------------------------------------------------------------------------------------------------------------------------------------------------------------------------------------------------------------------------------------------------------------------------------------------------------------------------------------------------------------------------------------------------------------------------------------------------------------------------------------------------------------------------------------------------------------------------------------------------------------------------------------------------------------------------------------------------------------------------------------------------------------------------------------------------------------------------------------------------------------------------------------------------------------------------------------------------------------------------------------------------------------------------------------------------------------------------------------------------------------------------------------------------------------------------------------------------------------------------------------------------------------------------------------------------------------------------------------------------------------------------------------------

Figure 5. Available Tests Screen

After selecting the test of interest, the *Choose a Test Form* screen will appear. From the *Test Forms* drop-down list, select the test form. Currently there is only one form per interim assessment. Then select **[Next]** (Figure 6).

Choose a Test Form

Select the appropriate test form from the drop-down list. If no drop-down list is available, verify that the listed test form is correct.


Session ID: UAT-3CDD-1

Test Forms: Select a form ▼

Next Step:
To use this test form, choose **Next**. To return to the Login page, choose **Back to Login**.

Next
Back to Login

Figure 6. Choose a Test Form Screen

The *Audio Playback Check* screen allows you to verify the functionality of any audio features that the test may include. Unmute the speakers on your device, if necessary. Select the [**Speaker**] icon () (Figure 7).



Note: The *Audio Playback Check* screen will only appear if the test includes a listening component. Not all tests—particularly mathematics tests—will require a sound check upon log in.

Figure 7. Audio Playback Check Screen

As the Interim Assessment Viewing System is for educator use and not intended to mimic a test session, select [**I heard the sound**] to move to the first page of the test. It is not necessary for audio to be present for educators to view the test. Now the test items are available for viewing.

The Interim Assessment Viewing System is available to all educators with roles that allow access to interim assessments. The viewing system is a tool that allows read-only access to the interim assessments where educators can see the exact same items that students will be presented with in a given interim assessment.

This tool can be used for professional development and training purposes. It is intended to allow educators to understand the types of questions on the IABs and ICAs. In addition, the viewing system may help inform decisions about the selection and assignment of accessibility supports for students.

This page is left blank intentionally.
